

VITA MFT®

Easy to set up, reliable in function and esthetics



VITA shade determination

VITA shade communication

VITA shade reproduction

VITA shade control

Date of issue: 02.20

VITA – perfect match.

VITA

CONCEPT AND BENEFITS

VITA MFT[®] provides solid standard prosthetics that help you reproduce natural esthetics and function easily and efficiently.






time-efficient


natural appearance


optimized for function


intuitive and simple

EFFICIENT AND RELIABLE FOR SOLID PROSTHETIC RESULTS



What?

- VITA MFT are denture teeth made of HC polymer for solid, standard prosthetics that enable efficient and reliable reproduction of shape, shade and function.

What for?

- For routine laboratory processes and predictable prosthetic results. Recommended especially for full and partial dentures.

THE ADVANTAGES



Simple setup

- **Setup is easy and intuitive, according to the cogwheel principle** through function-optimized occlusal surface design

Solid esthetics

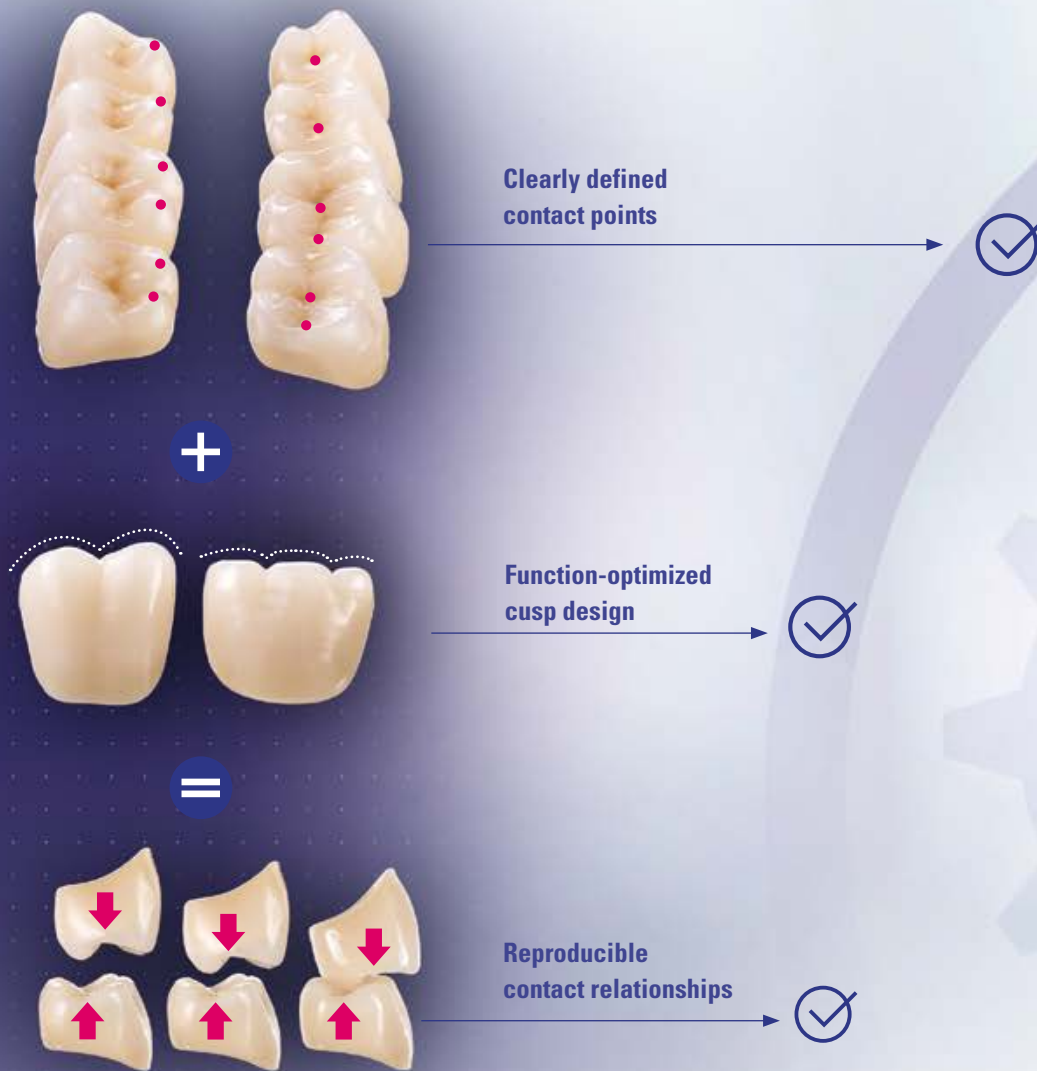
- **Achieve secure, solid, esthetic results** thanks to natural appearance and shape

Reliable shade reproduction

- **Reproduce tooth shades reliably** thanks to good shade accuracy with VITA shade standards

intuitive and simple

THE VITA MFT®-COGWHEEL PRINCIPLE FOR ALMOST AUTOMATIC OCCLUSION



The VITA MFT cogwheel principle

- **simplifies the setup of dentures**
by predefining contact points for almost automatic occlusion
- **provides a high degree of setup reliability**
through function-optimized occlusal surfaces for a controlled centric occlusion
- **enables a high degree of standardization**
thanks to consistently reproducible contact relationships

1. simple tooth positioning



2. self-finding occlusion principle

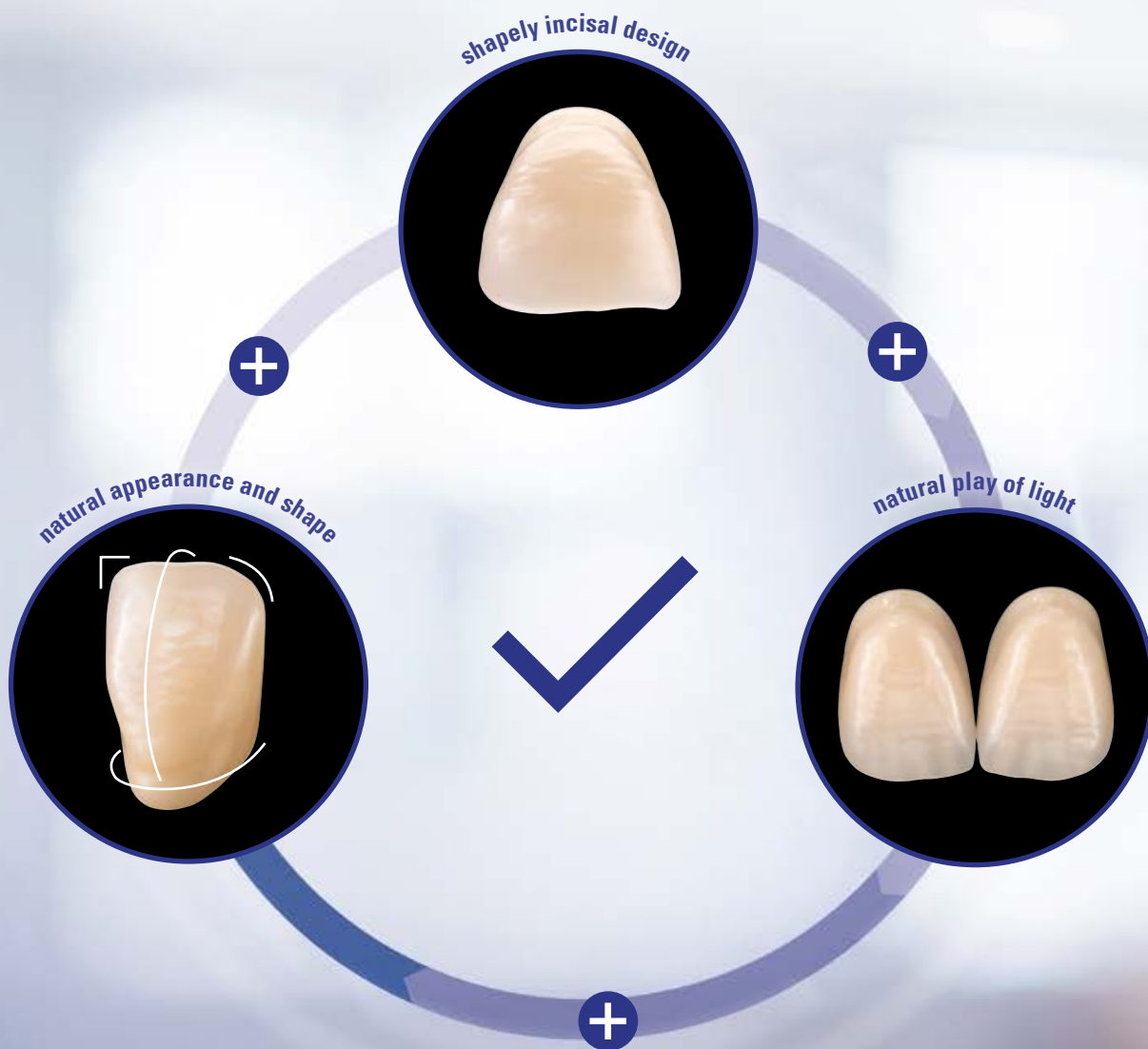


3. almost automatic occlusion




functionally optimized

ACHIEVE RELIABLE ESTHETIC STANDARDS



VITA MFT enables

- **the reliable production of solid, esthetic prosthetics**
thanks to natural incisal edge characteristics and angle features
- **simple replication of a natural play of light**
thanks to a balanced enamel-dentine relationship, integrated mamelons and texture
- **reliable shade reproduction**
through good shade accuracy with the VITA shade standards



natural appearance

TIME-SAVING PROSTHETIC MANUFACTURING



VITA MFT

- **for simple, rapid tooth selection**
thanks to a compact, clearly arranged tooth assortment
- **can be used for all current prosthetic concepts**
thanks to multifunctional occlusal surface design
- **for reduced grinding work**
thanks to optimized basal design

simple wax setup



time-efficient

CLINICAL EXAMPLES

With **VITA MFT**[®], dental laboratories can achieve reliable prosthetic results with esthetics and function for high patient satisfaction. See for yourself!





VITA MFT® IN USE IN THE LABORATORY AND PRACTICE

CASE STUDY 1: FULL PROSTHETIC RESTORATION *



1. Initial situation:
Insufficient restoration.



2. Reproduction of the initial situation in resin for new setup.



3. New tooth setup on resin base of the initial situation.

Image source: Darius Northey, Dental Technician, Buderim, Australia

CASE HISTORY 2: FULL PROSTHETIC RESTORATION *



1. Initial situation:
Insufficient restoration.



2. Esthetic and function templates articulated according to average values.



3. Setup of the anterior teeth in relation to the esthetic template of the lower jaw.

Image source: Vladimir Madyudya, Dental Technician / Dr. Vladimir Orlovskyi, Vinnytsia, Ukraine (Images 1 – 4, 6), Marita Heeren, Oldenburg, Germany (Image 5)

*) You can find the complete patient case study at www.vita-zahnfabrik.com/MFT



4. Final setup in the articulator.



5. Finalized and polished full denture.



6. Final, integrated, full prosthetic restorations.



4. Setup on center of the jaw ridge in the lower jaw (green points = lingual margin).



5. Finalized and polished prosthetic restoration.



6. Final, integrated restoration in the patient's mouth.

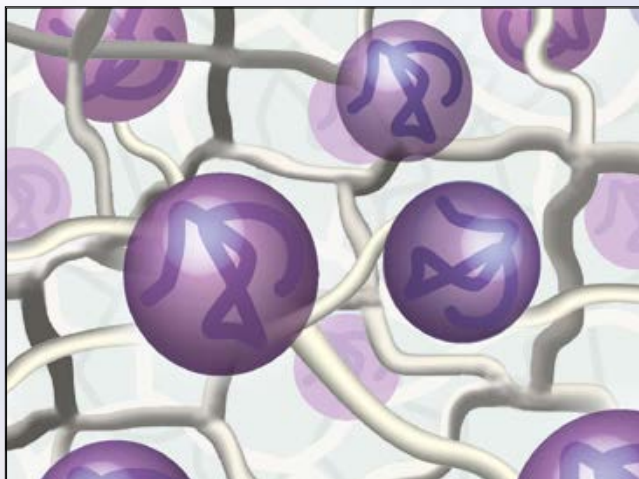


FACTS AND FEATURES

Solid material quality and tested fabrication procedures characterize VITA MFT[®] denture teeth. In testing, VITA MFT[®] displays good shade accuracy and good mechanical resistance. Learn more now!



100 % GERMAN DENTAL ENGINEERING BY VITA



1. Solid material quality For good durability

The proven VITA HC polymer material (Highly Cross-Linked Polymer) has a highly cross-linked matrix of MMA and cross-linked monomers. Thanks to its high cross-linking, this polymer material demonstrates good mechanical stability and surface resistance.



2. German dental development For solid prosthetic results

VITA MFT is developed by German engineers (Bad Säckingen, Germany) in collaboration with dental technicians worldwide. The tooth design fulfills all key requirements of shape, shade and function. The occlusal surfaces – designed according to the cogwheel principle – enable an almost automatic occlusion for the efficient and reliable fabrication of dentures.



3. Tested fabrication procedures For consistently reliable quality

To guarantee consistently high quality, the manufacturing procedure for VITA MFT is tested and certified according to EN ISO 13485. The teeth are fabricated by specially trained personnel, according to German quality standards of production and design. In this way, a high level of production and process mastery is ensured and maintained.

EXCELLENT SHADE ACCURACY TO THE SHADE GUIDE

Shade match with VITA classical A1–D4® shade standard*



Graphic: Mean value of the shade correspondence/deviation of the above mentioned tooth lines for the VITA classical A1–D4® shade scale in shades A1, A3 and C3. The measurements were conducted on randomly selected anterior tooth sets (tooth 21, 22) in the geometries specified below and in the shades A1, A3, C3 conducted via an electronic tooth shade meter (Shadepilot by DeguDent). The numeric value $\Delta E^*_{ab} = 1.2$ was selected for the perceptibility threshold (visibility threshold) and $\Delta E^*_{ab} = 2.7$ was selected for the acceptance threshold in accordance with ISO/TR 28642:2016.

Source: Johannes Gutenberg University of Mainz, Dr. M.Sc. Christopher Igiel, Report 04/18 ([1], see reverse side of prospectus).

Specification of the investigated tooth lines*:

TruExpression, Geometry: 42F; Basic 6, Geometry: A 10; VITA MFT, Geometry: T46

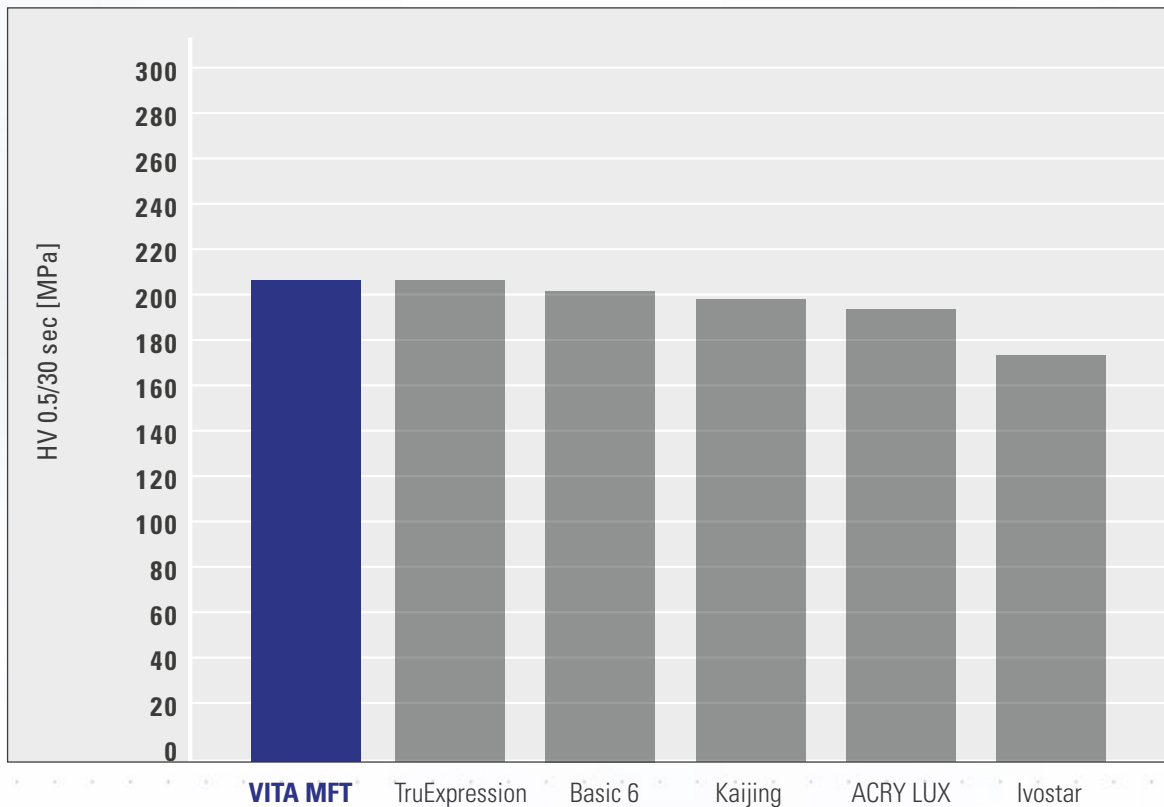
*) Note: The results only allow an initial statement about the trend, as shades can deviate, depending on the geometry and production batch of the respective tooth line.

VITA MFT

- **enables reliable shade reproduction**
thanks to good shade accuracy with the VITA classical shade scale A1–D4®
- **shows the ideal shade match on average in the test for A1, A3 and C3**
of all investigated anterior tooth lines
- **ensures patient-focused restoration**
thanks to natural and appropriate tooth shades

GOOD MECHANICAL RESISTANCE

Vickers hardness (HV)



Graphic: The results graph shows the mean values from the three measurements for each tooth line. In the test machine, three hardness indentations were applied to polished and embedded tooth sections with a test force of 5 Newton (N) for 30 seconds. After measuring the indentation diagonals, the hardness was calculated in megapascals (MPa). This test was carried out in accordance with ISO 6507-1.

Source: Internal study, VITA R&D, Report 04/18 ([2]), see back of prospectus).

Specification of the tested tooth lines:

VITA MFT, Geometry: S50; TruExpression, Geometry: 62 G; Basic 6, Geometry: L06; Kaijing, Geometry: C4-M; ACRY LUX, Geometry: L4; Ivostar, Geometry: 34

VITA MFT

- **achieves a good value in the Vickers hardness test**
in a comparison group with a comparable level of hardness overall
- **a high level of mechanical resistance can be expected**
thanks to the cross-linked matrix made from MMA and cross-linked monomers













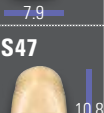








SYSTEM AND COMPONENTS




VITA MFT® is available in a compact and economical assortment. Use the coordinated system components for efficient denture production.





SHADES AND MOULDS

Upper Anteriors					
 ovoid	O40  10.0 7.5	O44  10.2 8.1	O49  11.8 9.0		
	T41  9.4 7.5	T43  10.3 8.2	T46  10.2 8.5	T49  11.8 9.0	
 triangular	R42  9.3 7.9	R45  10.3 8.2	R47  11.0 8.5		
	S47  10.8 8.9	S50  12.0 9.2			
 rectangular					
 square					
Lower Anteriors					
	L33  9.0 4.8	L34  8.6 5.1	L37  9.8 5.5	L37LN***  9.8 5.5	L40  10.5 6.1

Posterior		
PU29 – PL29 9.0  9.5	PU31 – PL31 9.6  10.0	PU33 – PL33 10.3  10.6

Available shades	
VITA 3D-MASTER®	VITA classical A1–D4®
0M1**	–
0M3	–
1M1	(~B1)*
2L1.5	(~B2)*
2M1	A1
2M2	(~A2)*
3L1.5	(~C2/D4)*
3L2.5	(~B3)*
3M2	A3
3R2.5	(~A3,5)*
4L1.5	C3
4M2	(~A4)*
5M1	(~C4)*
–	D3

*) The specified VITA MFT classical shades represent the best possible approximation to the 13 VITA 3D-MASTER shades


***) Tooth shade 0M1 only with VITA MFT Anterior

***) L37LN tooth geometry with longer tooth neck

RECOMMENDED COMBINATIONS AND INDICATIONS

VITA MFT Anterior		VITA MFT Posterior		VITA MFT Anterior		VITA MFT Posterior	
UJ / No.  mm	LJ / No.  mm	UJ / No.  mm	LJ / No.  mm	UJ / No.  mm	LJ / No.  mm	UJ / No.  mm	LJ / No.  mm
O40 40.0	L33 32.6	PU29 28.8	PL29 29.6	R42 42.1	L34 34.0	PU29 28.8	PL29 29.6
O44 43.9	L34 34.0	PU29 28.8	PL29 29.6	R45 44.5	L37 36.8	PU31 30.6	PL31 31.1
O49 49.2	L40 39.5	PU33 33.0	PL33 33.6	R47 46.6	L37 36.8	PU33 33.0	PL33 33.6
T41 40.5	L33 32.6	PU29 28.8	PL29 29.6	S47 46.8	L40 39.5	PU33 33.0	PL33 33.6
T43 43.3	L34 34.0	PU31 30.6	PL31 31.1	S50 49.7	L40 39.5	PU33 33.0	PL33 33.6
T46 46.1	L37 36.8	PU31 30.6	PL31 31.1				
T49 48.8	L40 39.5	PU33 33.0	PL33 33.6				

Upper jaw (UJ) / Lower jaw (LJ)

	VITA MFT Anterior	VITA MFT Posterior
Full dentures		●
Partial dentures		●
Hybrid dentures		○
Implant-retained dentures		○
Gerontoprosthesis		○

● recommended ○ possible

The information contained in the combination table is only intended as a guide and can vary, depending on the patient's individual situation.

ASSORTMENTS AND STORAGE



VITA MFT mould chart

Handy metal case with all moulds for tooth selection:

- VITA MFT Anterior and Posterior

VITA MFT tooth storage

2S stock:

- 72 sets / 432 anteriors*
- 48 sets / 384 posteriors*

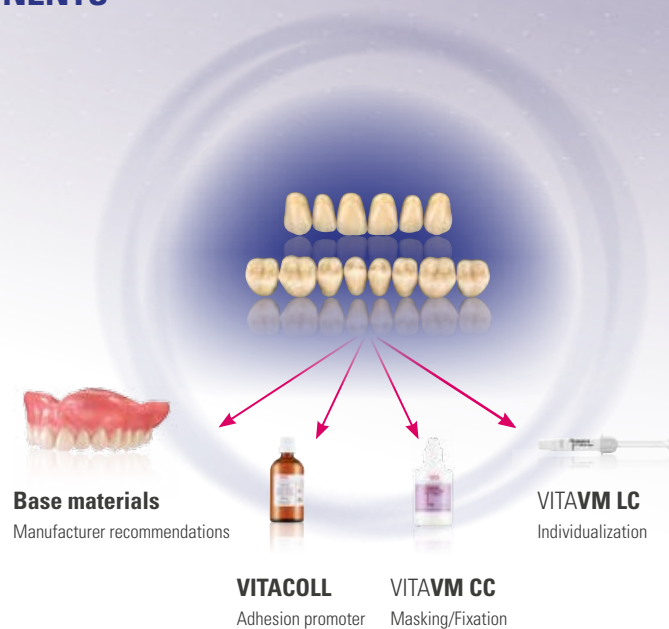
Available in VITA classical A1–D4® and VITA SYSTEM 3D-MASTER® shades**

*) Note: You will receive the most frequently used moulds and shades with the packaged tooth storage. We are also happy to put together storage systems according to your individual specifications.

**) see available shades



SYSTEM COMPONENTS



IDEAL SOLUTIONS FOR THE TREATMENT WORKFLOW



*) Visual or technical shade determination only takes place if there is any remaining natural dentition.

WE ARE HAPPY TO HELP

> More information about the products and processing is also available at www.vita-zahnfabrik.com



Hotline Sales Support

Mrs. Carmen Holsten and her team (Internal Sales Department) will be glad to assist you with orders or if you have questions about the delivery, product data and marketing materials.

► **Phone +49 (0) 7761 / 56 22 84**
Fax +49 (0) 7761 / 56 22 99
8:00 a.m. to 5 p.m. CET
E-mail: info@vita-zahnfabrik.com



Technical Hotline

If you have technical questions concerning VITA PROSTHETIC SOLUTIONS, you can contact our technical specialists Mr. Ralf Mehlin or Mr. Daniel Schneider.

► **Phone +49 (0) 7761 / 56 22 22**
Fax +49 (0) 7761 / 56 24 46
8:00 a.m. to 5 p.m. CET
E-mail: info@vita-zahnfabrik.com

> Additional international contact information can be found at www.vita-zahnfabrik.com/contacts



VITA PROSTHETIC SOLUTIONS –

For ideal dental prosthetics: natural, reliable, rich in variation.


Efficient CAD/CAM dentures for greater productivity.



Ideal variety of shades and moulds for all cases.



Vivid play of shape and shade for natural results.



VITA MFT® (Anterior)
VITA MFT® (Posterior)

› **Solid, standard dentures with excellent cost efficiency.**

Solid standard dentures at fair prices

VITA BASIC PROSTHETIC offers you HC polymer teeth for the economical fabrication of solid, standard restorations for full and partial dentures at a fair price.

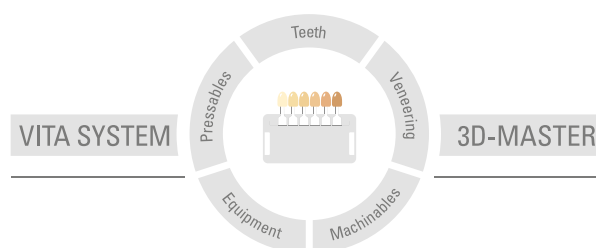
Additional information on VITA MFT
can be found at: www.vita-zahnfabrik.com/prosthetics

1. Bibliography

1. Shade measurements for prosthetic teeth, University of Mainz
Dr. M.Sc. Christopher Igiel, Research Associate,
Johannes Gutenberg University of Mainz, Polyclinic for Prosthetics,
Mainz; Report: 04/2018

2. Internal studies, VITA R&D:
VITA Zahnfabrik H. Rauter GmbH & Co. KG
Research and Development Division
Spitalgasse 3
79713 Bad Säckingen, Germany
Dr. Stefan Aechtner, Project Manager for Material Development, Bad Säckingen

For detailed test data, see technical and scientific documentation
for VITA denture teeth;
Download via www.vita-zahnfabrik.com/prosthetics



Please note: Our products must be used in accordance with the instructions for use. We accept no liability for any damage resulting from incorrect handling or usage. The user is furthermore obliged to check the product before use with regard to its suitability for the intended area of applications. We cannot accept any liability if the product is used in conjunction with materials and equipment from other manufacturers that are not compatible or not authorized for use with our product and this results in damage. The VITA Modulbox is not necessarily a component of the product. Date of issue of this information: 02.20

After the publication of this information for use any previous versions become obsolete. The current version can be found at www.vita-zahnfabrik.com

VITA Zahnfabrik has been certified and the following products bear the CE mark **CE0124**:

VITA MFT®, VITACOLL®, VITAFOL® H, VITAVM® LC and VITAVM® CC

The products/systems of other manufacturers mentioned in this document are registered trademarks of the respective manufacturers.

VITA

VITA Zahnfabrik H. Rauter GmbH & Co.KG
Spitalgasse 3 · D-79713 Bad Säckingen · Germany
Tel. +49(0)7761/562-0 · Fax +49(0)7761/562-299
Hotline: Tel. +49(0)7761/562-222 · Fax +49(0)7761/562-446
www.vita-zahnfabrik.com · info@vita-zahnfabrik.com
 facebook.com/vita.zahnfabrik